

Fall in to Paradise

JNJ teammates

Zheyue Wang

Collage of Architecture and Urban Planning, Tongji University, Shanghai, China

Yujiao Zhang

Collage of Architecture and Urban Planning, Tongji University, Shanghai, China

Shinan Liu

Collage of Architecture and Urban Planning, Tongji University, Shanghai, China

1. Design Philosophy and Idea

In the movie, what attracts us is not only the moving storyline, but also the place "Paradise Cinema". It carries the strong emotions of movie viewers, releases the pressure of daily life, and becomes a window for people to see the world. The cinema here can be said to be **PARADISE**.

Although today, watching a (free) movie is not a hassle as long as there are wifi, mobile phone, and screen projection, we still firmly believe that cinema has a meaning.

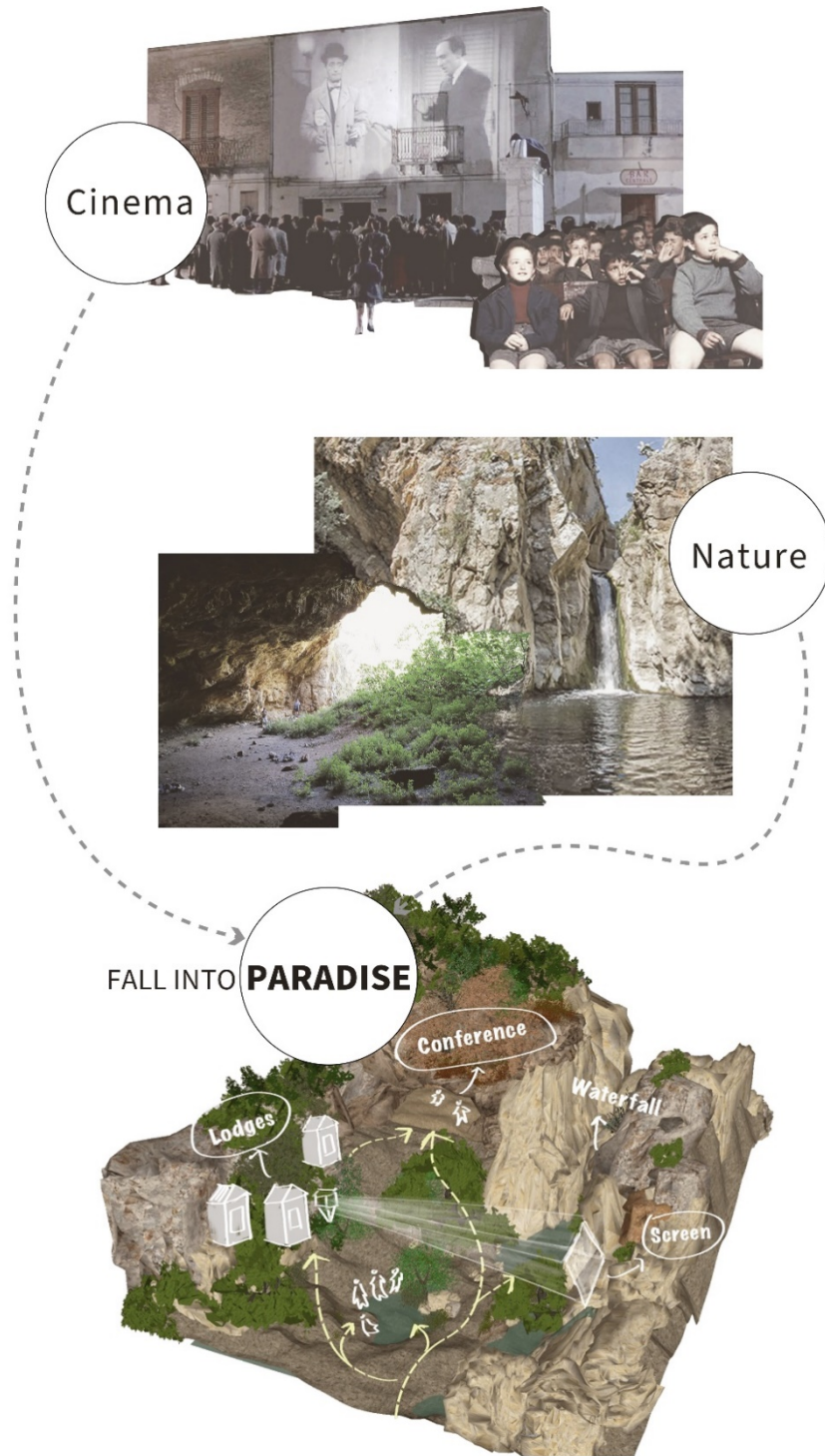
The cinemas is person's urban PARADISE to forget worries and stress. As long as the lights in the cinema are turned off and the screen gradually brightens, I know that I can take a time away from reality, leave my own world, and see other people's world; it is the best place for two people to go from being ambiguous to establishing a relationship. It can also be an urban space where the lives of unfamiliar movie fans intersect.

The site- Cascade Della Grotta di San Nicola is also a secret paradise. People who are engulfed by modern technology and tense life can get in close contact with nature here. The waterfall across the valley impacts people's hearts. The cave on the side provides shelter, where people can embrace nature with peace of mind and have a peaceful dialogue with their hearts.

Therefore, we believe that cinemas and venues have a subtle commonality, that is, they are paradise in a sense for people. Whether in the cinema or the Cascade Gella Grotta di San Nicola, people can touch their reality. Feel the heartbeat of dialogue with the world and nature.

In our design, nature and the cinema are integrated as a whole paradise. The Cascade Gella Grotta di San Nicola is both nature and a decentralized cinema. The steep rock wall is a natural curtain on which movies are projected. The small pond allows people to sit barefoot on the shore playing in the water while watching movies. People can even lie in bed and watch movies in a lodge built on the cliff. **Here, you can't tell if this is a cinema or nature, you just know that you are in a paradise from the world.**

Fig.1 Design Concept

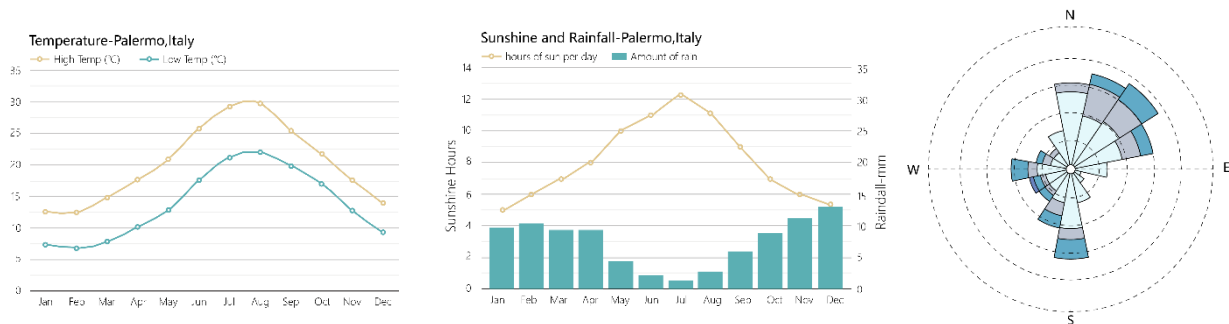


2. Site analysis=

The site is in the valley of Palamon, Italy. Flowing water, waterfalls, green trees, rocks, giant caves, frogs crowing, all the natural elements create a secret place together. People leaves from the normal world and fall into the heaven shaped by nature. In Cinema Paradiso, the charm of images is not only in the projection hall, but also on the walls of the square and in temporary screening at the seaside. When the movie clips overlap the natural ones, people's way of watching movies is liberated. While perceiving the breeze, people are also touched by the Wonderful plots in the story, moved by the dark light of the image with the shadow of the trees, and feel the tenderness flowing in the sound of running water and the breath of people beside them. Nature is the cinema approximating heaven.

2.1 Analysis of weather

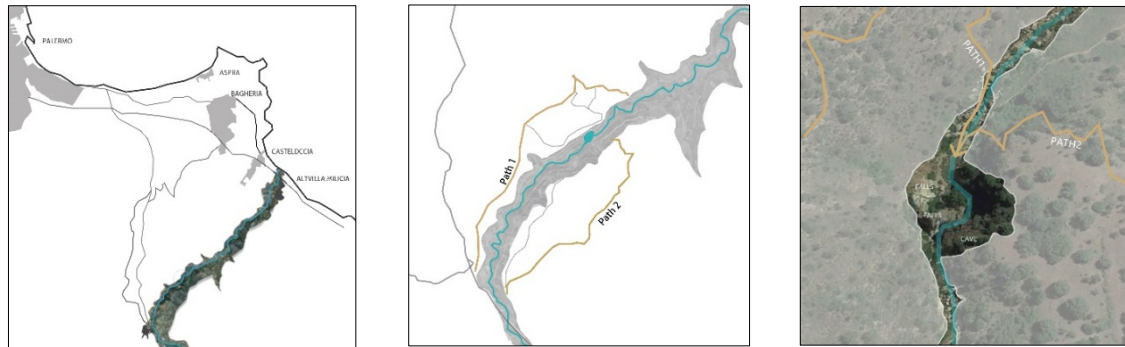
Fig.2 Weather Analysis



The climate is mild, the coldest is over 0°C, and the hottest month is about 30°C. Winter is rainy and summer is dry. The wind is often from northeaster.

2.2 Analysis of site traffic

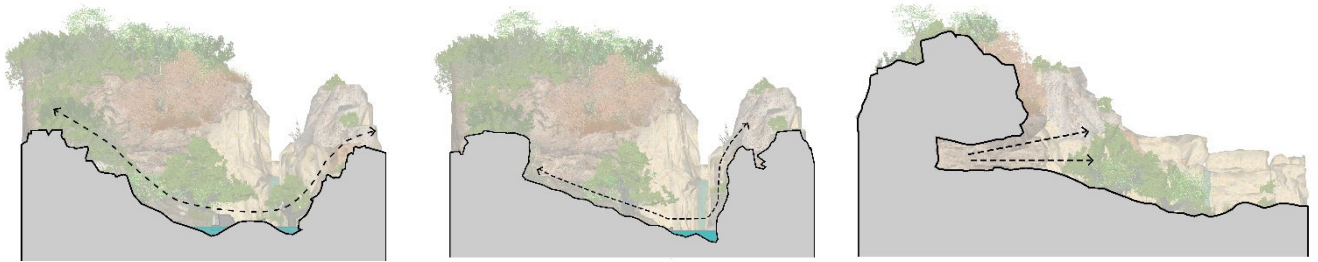
Fig.3 Traffic Analysis



The site is in a valley extending from northeast to southwest. There are two routes to reach the vicinity by car, then you can walk into the valley along the river.

2.3 Analysis of site topography

Fig.4 Topography Analysis



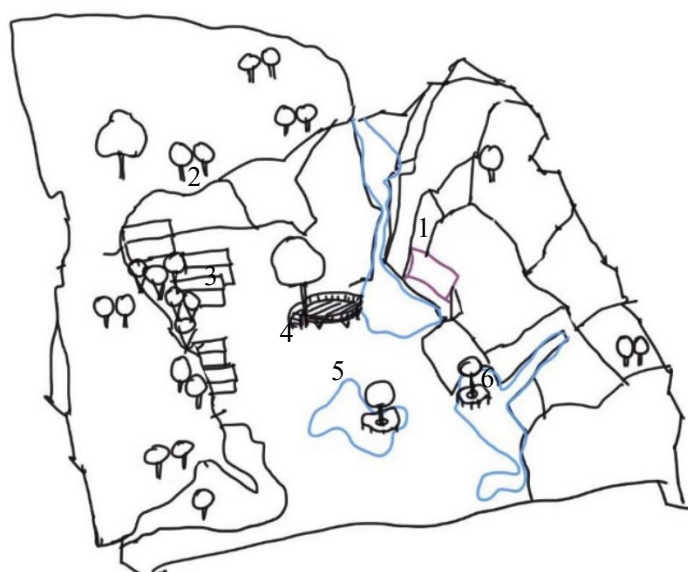
Stepping into the river valley, one side has a gentle slope and easy to build, another side is steeper. One cliff wall is close to vertical, which can be used as a screen for projection, while the opposite side is relatively flat and people can stroll around. Looking out from the cave, you can see trees and other scenery, but you can't see low-level activities.

3.Design Strategies

3.1Functional Distribution

Firstly, we decided the location of the movie screen. It is a very interesting experience to directly use the rock as a movie curtain. Secondly, On the opposite of the “screen”,5 scattered small lodges are laid out, which fits well with the terrain. And the cave can be use for conference and rest. Finally, platforms are built around the important trees in the site, creating an interesting landscape space.

Fig.5 Overall view design sketch



- 1 Movie screen projected onto rocks
- 2 Cave used as an activity place
- 3 Lodges
- 4 Tree with rest platform
- 5 Tree with small rest platform
- 6 Tree with small rest platform

3.2Connection Of Nodes

Fig.6 Walking path



Along the yellow path, multiple nodes in the field can be connected in series. If you enter this site, you will first be attracted by the small pond, then the waterfall will come into your sight, and then you can walk into the cave. After coming out of the cave, the attractive cabin is right in front of you. If you are tired, you can rest on the platform under the tree.

3.3 The Display Of Scenes

Waterfalls, movie images on the rocks and small streams are all worth seeing. In different lodge positions, you can have the corresponding best viewing angle. The location of lodges 1 to 3 is the best location for movie projection. The location of lodges 4 and 5 is a good place to enjoy the waterfall and stream.

Fig.7 Multiple nodes for viewing in the site

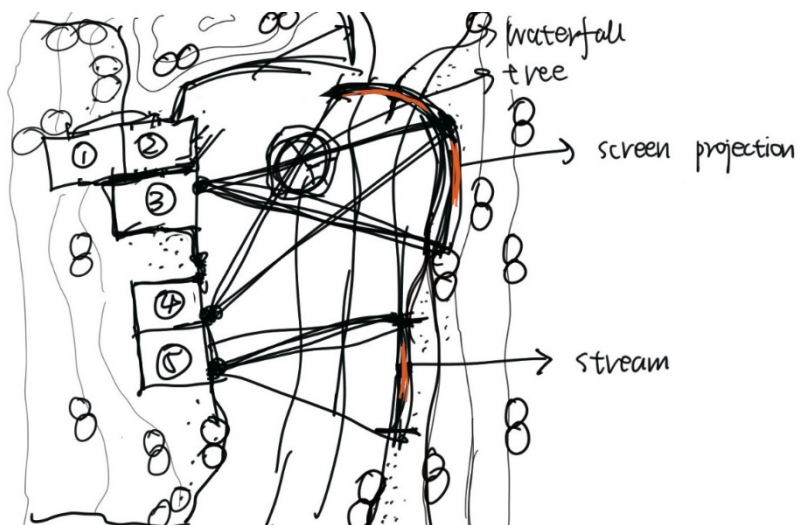


Fig. 8 Looking at the lodges from the side of the cliff

Fig. 9 Inside the lodge

Fig. 10 The size of the lodge

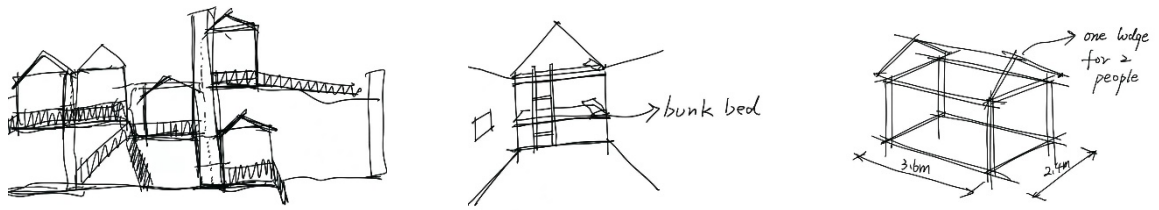
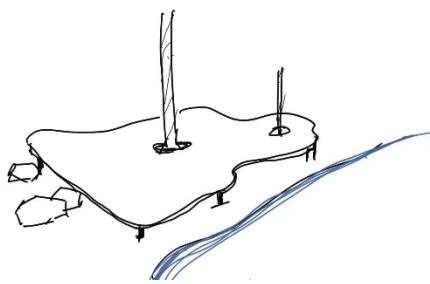
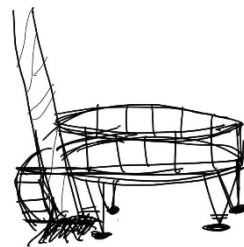


Fig.11-1 Build rest platform around trees



Small one



big one

Fig.11-2 People have meetings in the cave

